

HRODC Postgraduate Training Institute



A Postgraduate - Only Institution



#141

**Advanced Engineering
Drawing and Design**

Postgraduate Short Course

Leading To:

DIPLOMA - POSTGRADUATE IN

**Advanced Engineering
Drawing and Design, Quad Credit, 120 Credit-
Hours**


Accumulating to A

**Postgraduate Certificate, With 60 Additional Credit-
Hours, or A**

**Postgraduate Diploma, With 240 Additional
Credit-Hours**

HRODC Postgraduate Training Institute

HQ : 122A Bhylls Lane, Castlecroft, Wolverhampton, West Midlands WV3 8DZ, UK



Prof. Dr. Ronald B. Crawford - Director

PhD (Uni London); M. Ed. M (Bristol); PGCIS (UWL); Adv. Dip. Sc. Ed (Bristol); Dip. Doc.
Res. (Uni Wlv); F.I.M.S.; HR. S. (I.M.S.); Exec. M. AOM; M. AAM; M.I.S.G.S.; M.S.C.O.S.;
M. RG. C.



HRODC POSTGRADUATE TRAINING INSTITUTE
A Postgraduate – Only Institution

Websites:
<https://www.hrodc.com/>
<https://www.hrodc.london/postgraduateshortcourses.com/>

Email:
institute@hrodc.com
london@hrodc.com

HQ
122A Bhylls Lane
Wolverhampton
WV3 8DZ
West Midlands, UK

Tel:
+44 1902 763 607
+44 7736 147 507

HRODC Postgraduate Training Institute, A Postgraduate-Only Institution

Our UK Government's Verification and Registration


Our Institute is Verified by, and Registered with, the United Kingdom (UK) Register of Learning Providers (UKRLP), of the Department for Education (DfE). Its UK Provider Reference Number (UKPRN) is: 10019585 and might be located at: <https://www.ukrlp.co.uk/>.

Course Coordinator:

Prof. Dr. R. B. Crawford is the Director of HRODC Postgraduate Training Institute, A Postgraduate-Only Institution. He has the following Qualifications and Affiliations:

- Doctor of Philosophy {(PhD) {University College London (UCL) - University of London}};
- MEd Management (University of Bath);
- Postgraduate (Advanced) Diploma Science Teacher Ed. (University of Bristol);
- Postgraduate Certificate in Information Systems (University of West London, formerly Thames Valley University);
- Diploma in Doctoral Research Supervision, (University of Wolverhampton);

HRODC Postgraduate Training Institute
HQ : 122A Bhylls Lane, Castlecroft, Wolverhampton, West Midlands WV3 8DZ, UK



Prof. Dr. Ronald B. Crawford - Director

PhD (Uni London); M. Ed. M (Bristol); PGCIS (UWL); Adv. Dip. Sc. Ed (Bristol); Dip. Doc. Res. (Uni Wlv); F.I.M.S.; HR. S. (I.M.S.); Exec. M. AOM; M. AAM; M.I.S.G.S.; M.S.C.O.S.; M. RG. C.

- Teaching Certificate;
- Fellow of the Institute of Management Specialists;
- Human Resources Specialist, of the Institute of Management Specialists;
- Member of the Asian Academy of Management (MAAM);
- Member of the International Society of Gesture Studies (MISGS);
- Member of the Standing Council for Organisational Symbolism (MSCOS);
- Member of ResearchGate;
- Executive Member of Academy of Management (AOM). There, his contribution incorporates the judging of competitions, review of journal articles, and guiding the development of conference papers. He also contributes to the Disciplines of:
 - Human Resources;
 - Organization and Management Theory;
 - Organization Development and Change;
 - Research Methods;
 - Conflict Management;
 - Organizational Behavior;
 - Management Consulting;
 - Gender & Diversity in Organizations; and
 - Critical Management Studies.

Professor Dr. Crawford has been an Academic in the following UK Universities:

- University of London (Royal Holloway), as Research Tutor;
- University of Greenwich (Business School), as Senior Lecturer (Associate Professor), in Organisational Behaviour and Human Resource Management;
- University of Wolverhampton, (Wolverhampton Business School), as Senior Lecturer (Associate Professor), in Organisational Behaviour and Human Resource Management;
- London Southbank University (Business School), as Lecturer and Unit Leader.


His responsibilities in these roles included:

- Doctoral Research Supervisor;
- Admissions Tutor;
- Postgraduate and Undergraduate Dissertation Supervisor;
- Programme Leader;
- Personal Tutor

HERODC Postgraduate Training Institute
HQ : 122A Bhylls Lane, Castlecroft, Wolverhampton, West Midlands WV3 8DZ, UK

Prof. Dr. Ronald B. Crawford - Director

PhD (Uni London); M. Ed. M (Bristol); PGCIS (UWL); Adv. Dip. Sc. Ed (Bristol); Dip. Doc. Res. (Uni Wlv); F.I.M.S.; HR. S. (I.M.S.); Exec. M. AOM; M. AAM; M.I.S.G.S.; M.S.C.O.S.; M. RG. C.



For Whom This Course is Designed

This Course is Designed For:

- Civil Engineers;
- Mechanical Engineers;
- Electrical Engineers;
- Design Engineers;
- Computer Engineers;
- Architects;
- Engineering Professors;
- Drafting Professionals;
- Fine Arts Graduates.

Classroom-Based Duration and Cost:

Classroom-Based Duration:	20 Days
Classroom-Based Cost:	£20,000.00 Per Delegate


Online (Video-Enhanced) Duration and Cost

Online Duration:	40 Days – 3 Hours Per Day
Online Cost:	£13,400.00 Per Delegate

Classroom-Based Course and Programme Cost includes:

- Free Continuous snacks throughout the Event Days;
- Free Hot Lunch on Event Days;
- Free City Tour;
- Free Stationery;
- Free On-site Internet Access;
- Postgraduate Diploma/ Diploma – Postgraduate –or
- Certificate of Attendance and Participation – if unsuccessful on resit.

HERODC Postgraduate Training Institute
 HQ : 122A Bhylls Lane, Castlecroft, Wolverhampton, West Midlands WV3 8DZ, UK



Prof. Dr. Ronald B. Crawford - Director

PhD (Uni London); M. Ed. M (Bristol); PGCIS (UWL); Adv. Dip. Sc. Ed (Bristol); Dip. Doc.
 Res. (Uni Wlv); F.I.M.S.; HR. S. (I.M.S.); Exec. M. AOM; M. AAM; M.I.S.G.S.; M.S.C.O.S.;
 M. RG. C.

Students and Delegates will be given a Selection of our Complimentary Products, which include:


- **Our Branded Leather Conference Folder;**
- **Our Branded Leather Conference Ring Binder/ Writing Pad;**
- **Our Branded Key Ring/ Chain;**
- **Our Branded Leather Conference (Computer – Phone) Bag – Black or Brown;**
- **Our Branded 8-16 GB USB Flash Memory Drive, with Course Material;**
- **Our Branded Metal Pen;**
- **Our Branded Polo Shirt.;**
- **Our Branded Carrier Bag.**

Daily Schedule: 9:30 to 4:30 pm.

Delivery Locations:

- 1. Central London, UK;**
- 2. Dubai, UAE;**
- 3. Kuala Lumpur, Malaysia;**
- 4. Amsterdam, The Netherlands;**
- 5. Brussels, Belgium;**
- 6. Paris, France; and**
- 7. Durban, South Africa;**
- 8. Other International Locations, on request.**

HERODC Postgraduate Training Institute
HQ : 122A Bhylls Lane, Castlecroft, Wolverhampton, West Midlands WV3 8DZ, UK



Prof. Dr. Ronald B. Crawford - Director

PhD (Uni London); M. Ed. M (Bristol); PGCIS (UWL); Adv. Dip. Sc. Ed (Bristol); Dip. Doc. Res. (Uni Wlv); F.I.M.S.; HR. S. (I.M.S.); Exec. M. AOM; M. AAM; M.I.S.G.S.; M.S.C.O.S.; M. RG. C.

Advanced Engineering Drawing and Design Course

Leading to Diploma – Postgraduate – in Advanced Engineering Drawing and Design (Quad Credit) and 120 Credit-Hours, Accumulating to a Postgraduate Certificate, with 60 Additional Credit-Hours, or a Postgraduate Diploma, with 240 Additional Credit-Hours

Course Contents, Concepts and Issues

Part 1 – Salient Issues of Engineering Drawing and Design

- Drafting Technology;
- Occupations in Architecture and Engineering Drafting Fields;
- How to Become a Drafter;
- Drafting Occupational Levels;
- Computers in Design and Drafting;
- Computer-aided Design and Drafting (CADD) Applications;
- Copyrights;
- Patents;
- Trademarks.

Part 2 - Sketching, Lettering and Lines

- The Engineering Design and Application;
- Sketching;
- Tools and Materials;
- Sketching Straight Lines;
- Sketching Circular Lines;
- Sketching Arcs;
- Sketching Ellipses;
- Measurement Lines and Proportions;

- Procedures in Sketching;
- Creating Multiview Sketches;
- Lettering;
- Single-Stroke Gothic Lettering;
- Other Lettering Styles;
- CADD Applications: Lettering;
- Lettering Legibility;
- Vertical Freehand Lettering;
- Lettering Techniques;
- Composition;
- Making Guidelines;
- Other Lettering Aids and Guideline Methods;
- Basic Lettering Considerations;
- Lettering Guide Templates;
- Mechanical Lettering Equipment;
- Lines;
- Types of Lines;
- CADD Applications: Drawing Lines;
- Pencil and Ink Line Techniques.

Part 3 - Drafting Equipment, Media and Reproduction Methods

- Introduction to Drafting Equipment, Media and Reproduction Methods;
- Drafting Equipment;
- Drafting Furniture;
- Drafting Pencils, Leads and Sharpeners;
- Technical Pens and Accessories;
- Erasers and Accessories;
- Drafting Instruments;
- Drafting Machines;
- Scales;
- Cleaning Drafting Equipment;

- Drafting Media;
- Papers and Films;
- Sheet Sizes, Title Blocks and Borders;
- Taping Down Your Drawing;
- Diazo Reproduction;
- Safety Precautions for Diazo Printers;
- Photocopy Reproduction;
- How to Properly Fold Prints;
- Microfilm;
- CADD Applications: CADD vs. Microfilm;
- Digitizing Existing Drawings;
- CADD Applications: CAD/CAM;
- Math Application: Angle Measurement in Radians;
- Optical Scanning of Existing Drawings.

Part 4 - Computer-Aided Design and Drafting (CADD)

- The Engineering Design Application: Project Planning Process;
- What Is CADD?;
- Industry and CADD;
- The CADD Workstation;
- The Future of CADD;
- Virtual Reality;
- Getting Started with CADD Project;
- Scaling and Scale Factors;
- Using Layers;
- The Importance of Template Drawing;
- Basic Drawing Functions;
- Drawing with the Computer;
- Creating and Using Symbols;
- Storing a Drawing;
- File Management;

- Internet-Based CADD;
- Research Techniques;
- Ergonomics.


Part 5 - The Engineering Design Process

- The Engineering Design Application;
- Today's Engineering Design Models;
- The Engineering Design Process;
- Creativity and Innovation In Design;
- Design Analysis and Problem Solving;
- Charge and Impact on The Design Process;
- Tracking Documents;
- The Design Review Process;
- Life Cycle of a Design Project
- Design Deliverables;
- How the Design Process Has Responded to Changes in Engineering.

Part 6 - Geometric Construction

- Geometric Construction;
- The Engineering Design Application;
- Characteristics of Lines;
- Geometric Shapes;
- CADD Applications: A Layout Approach to CADD Applications;
- Common Geometric Constructions;
- Constructing Polygons;
- CADD Applications: Drawing Geometric S Shapes;
- Constructing Circles and Tangencies;
- Constructing an Ellipse;
- CADD Applications.

HERODC Postgraduate Training Institute
HQ : 122A Bhylls Lane, Castlecroft, Wolverhampton, West Midlands WV3 8DZ, UK



Prof. Dr. Ronald B. Crawford - Director
PhD (Uni London); M. Ed. M (Bristol); PGCIS (UWL); Adv. Dip. Sc. Ed (Bristol); Dip. Doc. Res. (Uni Wlv); F.I.M.S.; HR. S. (I.M.S.); Exec. M. AOM; M. AAM; M.I.S.G.S.; M.S.C.O.S.; M. RG. C.

Part 7 - Multi-views

- The Engineering Design Application;
- Multiviews;
- View Selection;
- Projection of Circles and Arcs;
- CADD Applications: Fillets and Rounds;
- Line Precedence;
- Third Angle Projection;
- First-Angle Projection;
- Recommended Review;
- Layout;
- CADD Application;
- Math Application: Weight of an Elliptical Plate.

Part 8 - Auxiliary Views

- The Engineering Design Application;
- Auxiliary Views;
- Plotting Curves in Auxiliary Views;
- Enlargements;
- Secondary Auxiliary Views;
- CADD Applications: Multiview and Auxiliary View Drawing;
- Auxiliary View Layout;
- Math Application: Projected Area.

Part 9 - Descriptive Geometry I

- The Engineering Design Application;
- Basic Concepts;
- Projection of a Point (Basic Concept 1);

- Lines;
- Projection of a Line (Basic Concept 2);
- Projection of a Line to Find Its True Length (Basic Concept 3);
- Projection of a True-Length Line to Find Where It Appears As a Point (Basic Concept 4);
- Planes;
- Projection of a Plane.

Part 10 - Descriptive Geometry II

- The Engineering Design Application;
- Directions of Lines and Planes;
- True Distance between a Point and a Line;
- True Distance between Two Skew Lines;
- Intersection of a Line and A Plane
- Visibility;
- Intersection of Planes;
- Dihedral Angles;
- An Introduction to Vector Geometry;
- Forces in Equilibrium;

Part 11 - Manufacturing Materials and Processes

- The Engineering Design Application;
- Introduction;
- Manufacturing Materials;
- Plastics;
- Manufacturing Processes;
- CADD Applications: Computer Numerical Control (CNC) Machine Tools;
- Machine Processes;
- Tool Design;
- CADD Applications: Jig and Fixture Design;

- Computer-Integrated Manufacturing (CIM);
- Integration of Computer-Aided Design and Computer-Aided Manufacturing (CAD/CAM);
- Statistical Process Control (SPC).

Part 12 - Dimensioning and Tolerancing

- The Engineering Design Application;
- Dimensioning Systems;
- Dimensioning Rules;
- Dimensioning Fundamentals;
- Preferred Dimensioning Practices;
- CADD Applications: Dimensioning;
- Notes For Size Features;
- Location Dimensions;
- Dimension Origin;
- Dimensioning Auxiliary Views;
- General Notes;
- CADD Applications: Using Layers for Dimensioning;
- Tolerancing;
- Dimensions Applied to Platings And Coatings;
- Maximum and Minimum Dimensions;
- Casting Drawing and Design;
- Machining Allowance;
- Machined Surfaces;
- CADD Applications: Dimensioning Software Packages;
- Design and Drafting of Machined Features;
- Symbols;
- An Introduction to ISO 9000.

Part 13 - Fasteners and Springs

- The Engineering Design Application;
- Screw Thread Fasteners;
- Thread-Cutting Tools;
- Thread Forms;
- Thread Representations;
- Thread Notes;
- Measuring Screw Threads;
- CADD Applications: Drawing Fasteners;
- Threaded Fasteners;
- Washers;
- Dowel Pins;
- Taper and Other Pins;
- Retaining Rings;
- Keys, Keyways and Keyseats;
- Rivets;
- Springs;
- CADD Applications: Drawing Springs.

Part 14 - Sections, Revolutions and Conventional Breaks

- The Engineering Design Application;
- Sectioning;
- Cutting-Plane Lines;
- Section Lines;
- Full Sections;
- Half Sections;
- Offset Sections;
- Aligned Sections;
- Unsectioned Features;

- CADD Applications: Sectioning;
- Intersections in Section;
- Conventional Revolutions;
- Broken-Out Sections;
- Auxiliary Sections;
- Conventional Breaks;
- Revolved Sections;
- Removed Sections.

Part 15 - Geometric Tolerancing

- The Engineering Design Application;
- General Tolerancing;
- Symbology;
- Datum Feature Symbols;
- Datum Reference Frame;
- Datum Features;
- Datum Target Symbols;
- Datum Axis;
- Feature Control Frame;
- Basic Dimensions;
- Geometric Tolerances;
- Material Condition Symbols;
- CADD Applications: Geometric Tolerancing;
- Location Tolerance;
- Datum Precedence and Material Condition;
- Position of Multiple Features;
- Composite Positional Tolerancing;
- Two Single-Segment Feature Control Frames;
- Positional Tolerance of Tabs;
- Positional Tolerance of Slotted Holes;
- Positional Tolerance of Threaded Features And Gears;

- Positional Tolerance of Counterbored Holes;
- Positional Tolerance of Coaxial Holes;
- Positional Tolerancing of Nonparallel Holes;
- Projected Tolerance Zone;
- CADD Applications: Geometric Tolerancing Symbols;
- Geometric Dimensioning and Tolerancing with AutoCADD;
- Virtual Condition;
- Statistical Tolerancing with Geometric Controls;
- Combination Controls.

Part 16 - Mechanisms: Linkages, Cams, Gears and Bearings

- The Engineering Design Application;
- CADD Applications: Mechanism Design;
- Mechanisms;
- Linkages;
- Linkage Symbols;
- Types of Linkages;
- CADD Applications: Cams and Gears;
- Cams;
- Cam Displacement Diagrams;
- Construction of an In-Line Follower Plate Cam Profile;
- Construction of an Offset Follower Plate Cam Profile;
- Drum Can Drawing;
- Gears;
- CADD Applications: Cam Displacement Diagrams and Profiles: Cam Manufacturing;
- Gear Structure;
- Splines;
- Gear Types;
- Spur Gear Design;
- Gear Accuracy;
- Drawing Specifications and Tolerances;

- Designing and Drawing Spur Gears;
- CADD Applications: Gear Teeth;
- Designing Spur Gear Trains;
- Designing and Drawing the Rack And Pinion;
- Designing and Drawing Bevel Gears
- Plastic Gears;
- Bearings;
- Drawing Bearing Symbols;
- Bearing Codes;
- CADD Applications: Bearing Symbols;
- Bearing Selection;
- Gear and Bearing Assemblies.

Part 17 - Belt and Chain Drives

- The Engineering Design Application;
- Advantages of Gear Drives;
- Advantages of Belt Drives;
- Advantages of Chain Drives;
- Belts and Belt Drives;
- Typical Belt Drive Arrangements;
- Belt Drive Selection;
- Chain Drives;
- Chain Drive Sprockets;
- Chain Classification and Types;
- Precision Chains;
- CADD Applications: Sprockets;
- Nonprecision Chains;
- Light-Duty Chain;
- Chain Drive Arrangements;
- Roller Chain Drive Selection.

Part 18 - Working Drawings

- The Engineering Design Application;
- Detail Drawings;
- Assembly Drawings;
- Types of Assembly Drawings;
- CADD Applications: Working Drawings;
- Identification Numbers;
- Parts Lists;
- Purchase Parts;
- Engineering Changes;
- Drawing Form a Prototype;
- Analysis of a Set of Working Drawings.

Part 19 - Pictorial Drawings and Technical Illustrations

- The Engineering Design Application;
- Pictorial Drawings;
- Isometric Projections and Drawings;
- Types of Isometric Drawings;
- Isometric Construction Techniques;
- Diametric Pictorial Representation;
- Trimetric Pictorial Representation;
- CADD Applications: 3-D Capabilities;
- Exploded Pictorial Drawing;
- Oblique Drawing;
- Perspective Drawing;
- One-Point Perspective;
- Two-Point Perspective;
- Three-Point Perspective;
- Circles and Curves in Perspective;

- Basic Shading Techniques;
- Layout Techniques.

Part 20 - Solid Modelling, Animation and Virtual Reality

- The Engineering Design Application;
- Type of 3-D CAD Models;
- Modeling Kernel;
- Parametric Modeling and the Design Process;
- Working With Parts, Assemblies and Features;
- Built-In Features;
- Editing Feature History;
- Animation;
- Virtual Reality.

Part 21 - Welding Processes and Representations

- The Engineering Design Application;
- Welding Tests;
- CADD Applications: Welding Symbols And Applications;
- Welding Specifications;
- Prequalified Welded Joints;
- Weld Design.

Part 22 - Industrial Process Piping

- The Engineering Design Application;
- Where is Industrial Piping Used?;
- What is Piping Drafting?;
- Types of Pipe;
- CADD Applications: Piping;
- Pipe Connection Methods;

- Fittings;
- CADD Applications: Three-Dimensional System Models;
- Flanges;
- Valves;
- Pipe Drafting;
- Piping Details;
- CADD Applications: 3-D Digitizing;
- Layout Techniques.

Part 23 - Structural Drafting

- The Engineering Design Application;
- Line Work;
- Lettering;
- Coordination of Working Drawings;
- Structural Drafting Related to Construction Systems;
- Concrete Block Construction;
- Wood Construction;
- Steel Construction;
- Common Connection Methods
- Components in a Set of Structural Drawings;
- CADD Applications: Structural Drafting;
- Drawing Revisions;
- Basic Drawing Layout Steps;
- Pictorial Drawings.

Postgraduate Diploma, Postgraduate Certificate, and Diploma – Postgraduate - Short Course Regulation

Postgraduate Certificate, Postgraduate Diploma, and Diploma – Postgraduate: Their Distinction, Credit Value and Award Title

Postgraduate Short Courses of a minimum of five days' duration, are referred to as Diploma – Postgraduate. This means that they are postgraduate credits, towards a Postgraduate Certificate and Postgraduate Diploma. Postgraduate Certificate and Postgraduate Diploma represent Programmes of Study, leading to Awards bearing their title prefixes. While we refer to our short studies, of 5 days to five weeks, as 'Courses', those with duration of 6 weeks and more are labelled 'Programmes'. Nevertheless, in line with popular usage, we often refer to all study durations as 'Courses'. Another mark of distinction, in this regard, is that participants in a short course are referred to as 'Delegates', as opposed to the term 'Students', which is confined to those studying a Postgraduate Programme.

Courses are of varying Credit-Values; some being Single-Credit, Double-Credit, Triple-Credit, Quad-Credit, 5-Credit, etc. These short courses accumulate to Postgraduate Certificate, with a total of 180 Credit-Hours (= 6 X 5-Day Courses or 3 X 10-Day Courses), or Postgraduate Diploma, with a total of 360 Credit-Hours (= 12 X 5-Day Courses or 6 X 10-Day Courses).

Delegates studying courses of 5-7 days' duration, equivalent to 30-42 Credit-Hours (Direct Lecturer Contact), will, on successful assessment, receive the Diploma – Postgraduate Award. This represents a single credit at Postgraduate Level. While 6-day and 7-day courses also lead to a Diploma – Postgraduate, they accumulate 36 and 42 Credit Hours, respectively.

Postgraduate Certificate, Postgraduate Diploma, and Diploma – Postgraduate Assessment Requirement

Because of the intensive nature of our courses and programmes, assessment will largely be in-course, adopting differing formats. These assessment formats include, but not limited to, in-class tests, assignments, end of course examinations. Based on these assessments, successful candidates will receive the Diploma – Postgraduate, Postgraduate Certificate, or Postgraduate Diploma, as appropriate.

In the case of Diploma – Postgraduate, a minimum of 70% overall pass is expected. In order to receive the Awards of Postgraduate Certificate and Postgraduate Diploma, candidates must have accumulated at least the required minimum 'Credit-Hours', with a pass (of 70% and above) in at least 70% of the courses taken.

Delegates and students who fail to achieve the requirement for Postgraduate Certificate, Postgraduate Diploma, or Diploma - Postgraduate - will be given support for 2 re-submissions for each course. Those delegates who fail to achieve the assessment requirement for the Postgraduate Diploma or Diploma - Postgraduate - on 2 resubmissions, or those who elect not to receive them, will be awarded the Certificate of Attendance and Participation.

Diploma – Postgraduate, Postgraduate Certificate, and Postgraduate Diploma Application Requirements

Applicants for Diploma – Postgraduate – Postgraduate Certificate, and Postgraduate Diploma are required to submit the following documents:

- Completed Postgraduate Application Form, including a passport sized picture affixed to the form;
- A copy of Issue and Photo (bio data) page of the applicant's current valid passport or copy of his or her Photo-embedded National Identity Card;
- Copies of credentials mentioned in the application form.

Admission and Enrolment Procedure

- On receipt of all the above documents we will assess applicants' suitability for the Course or Programme for which they have applied;
- If they are accepted on their chosen Course or Programme, they will be notified accordingly and sent Admission Letters and Invoices;
- One week after the receipt of an applicant's payment or official payment notification, the relevant Course or Programme Tutor will contact him or her, by e-mail or telephone, welcoming him or her to HRODC Postgraduate Training Institute;
- Those intending to study in a foreign country, and require a Visa, will be sent the necessary immigration documentation, to support their application;
- Applicants will be notified of the dates, location and venue of enrolment and orientation, where appropriate.

Modes of Study and Duration of Postgraduate Certificate and Postgraduate Diploma Programmes

There are two delivery formats for Postgraduate Certificate and Postgraduate Diploma Programmes, as follows:


1. Intensive Full-time (Classroom-Based) Mode, lasting 3 months for Postgraduate Diploma, and 6 weeks for Postgraduate Certificate. These durations are based on six hours' lecturer-contact per day, five days (30 hours) per week, for Postgraduate Diploma;
2. Video-Enhanced On-Line Mode. This interactive online mode lasts twenty (20) weeks, for Postgraduate Diploma, and ten (10) weeks for Postgraduate Certificate. Our calculation is based on three hours per day, six days per week.

Whichever study mode is selected, the aggregate of 360 Credit Hours must be achieved.

HRODC Postgraduate Training Institute
HQ : 122A Bhylls Lane, Castlecroft, Wolverhampton, West Midlands WV3 8DZ, UK

Prof. Dr. Ronald B. Crawford - Director

PhD (Uni London); M. Ed. M (Bristol); PGCIS (UWL); Adv. Dip. Sc. Ed (Bristol); Dip. Doc. Res. (Uni Wlv); F.I.M.S.; HR. S. (I.M.S.); Exec. M. AOM; M. AAM; M.I.S.G.S.; M.S.C.O.S.; M. RG. C.



Introducing Our Video-Enhanced Online Study Mode

In a move away from the traditional online courses and embracing recent developments in technology-mediated distance education, HRODC Postgraduate Training Institute has introduced a Video-Enhanced Online delivery. This Online mode of delivery is revolutionary and, at the time of writing, unique to HRODC Postgraduate Training Institute.

You are taught as individuals, on a one-to-one or one-to-small-group basis. You see the tutor face to-face, for the duration of your course. You will interact with the tutor, ask and address questions; sit examinations in the presence of the tutor. It is as real as any face-to-face lecture and seminar can be. Choose from a wide range of Diploma – Postgraduate Courses and an increasing number of Specialist Postgraduate Certificate and Postgraduate Diploma Programmes. You might also accumulate Postgraduate Short Courses, via this mode of study, over a 6-year period, towards a Postgraduate Certificate or Postgraduate Diploma.

Key Features of Our Online Study: Video-Enhanced Online Mode

- The tutor meets the group and presents the course, via Video, in a similar way to its classroom-based counterpart;
- All participants are able to see, and interact with, each other, and with the tutor;
- They watch and discuss the various video cases and demonstrations that form an integral part of our delivery methodology;
- Their assessment is structured in the same way as it is done in a classroom setting;
- The Video-Enhanced Online mode of training usually starts on the 1st of each month, with the cut-off date being the 20th of each month, for inclusion the following month;
- Its duration is twice as long as its classroom-based counterpart. For example, a 5-day (30 Credit Hours) classroom-based course will last 10 days, in Video-Enhanced Online mode. This calculation is based on 3 hours tuition per day, adhering to the Institute's required 30 Credit-Hours;
- The cost of the Video-Enhanced Online mode is 67% of similar classroom-based courses;

- For example, a 5-day classroom-based course, which costs Five Thousand Pounds, is only Three Thousand Three Hundred and Fifty Pounds (£3,350.00) in Video-Enhanced Online Mode.

10-Week Video-Enhanced Online Postgraduate Certificate and 20-Week Video-Enhanced Online Postgraduate Diploma

You might study an Online Postgraduate Certificate or Online Postgraduate Diploma, in 10 and 20 weeks, respectively, in the comfort of your office or homes, through HRODC Postgraduate Training Institute's Video-Enhanced Online Delivery. We will deliver the 180 Credit-Hours and 360 Credit-Hours, in line with our regulation, through 'Direct-Lecturer-Contact', within the stipulated timeframe. We aim to fit the tuition around your work, family commitment and leisure, thereby enhancing your maintenance of an effective 'work-study-life-style balance', at times convenient to you and your appointed tutor.

Cumulative Postgraduate Certificate and Postgraduate Diploma Courses

All short courses can accumulate to the required number of Credit-Hours, for the Postgraduate Certificate and Postgraduate Diploma, over a six-year period from first registration and applies to both general and specialist groupings. In this regard, it is important to note that short courses vary in length, the minimum being 5 days (Diploma – Postgraduate) – equivalent to 30 Credit Hours, representing one credit, as is tabulated below.

On this basis, the definitive calculation on the Award requirement is based on the number of hours studied (aggregate credit-value), rather than merely the number of credits achieved. This approach is particularly useful when a student or delegate studies a mixture of courses of different credit-values.

For those delegates choosing the accumulative route, it is advisable that at least one or two credits be attempted each year. This will ensure that the required 180 Credit-Hours and 360 Credit-Hours, for the Postgraduate Certificate and Postgraduate Diploma, respectively, are


Advanced Engineering Drawing and Design, Leading to Diploma Postgraduate - in Advanced Engineering Drawing and Design (Quad Credit), and 120 Credit-Hours, Accumulating to A Postgraduate Certificate, with 60 Additional Credit-Hours, a Postgraduate Diploma, with -240 Additional Credit-Hours achieved, within the designated period. These Credit-Values, awards and their accumulation are exemplified below.

Examples of Postgraduate Course Credits: Their Value, Award Prefix & Suffix – Based on 5-Day Multiples		
Credit Value	Credit Hours	Award Title Prefix (& Suffix)
Single-Credit	30-54	Diploma - Postgraduate
Double-Credit	60-84	Diploma – Postgraduate (Double-Credit)
Triple-Credit	90-114	Diploma – Postgraduate (Triple-Credit)
Quad-Credit	120-144	Diploma – Postgraduate (Quad-Credit)
5-Credit	150-174	Diploma – Postgraduate (5-Credit)
6-Credit	180-204	Postgraduate Certificate
7-Credit	210-234	Postgraduate Certificate (+ 1 Credit)
8-Credit	240-264	Postgraduate Certificate (+2 Credits)
9-Credit	270-294	Postgraduate Certificate (+3 Credits)
10-Credit	300-324	Postgraduate Certificate (+ 4 Credits)
11-Credit	330-354	Postgraduate Certificate (+5 Credits)
12-Credit	360	Postgraduate Diploma
360 Credit-Hours = Postgraduate Diploma		
12 X 5-Day Courses = 360 Credit-Hours = Postgraduate Diploma		
10 X 6-Day Courses = 360 Credit-Hours = Postgraduate Diploma		

Exemplification of Accumulated Postgraduate Certificate and Postgraduate Diploma Award Titles

All Specialist Postgraduate Certificate and Postgraduate Diploma Programmes have their predetermined Award Titles. Where delegates do not follow a Specialism, for accumulation to a Postgraduate Diploma, they will normally be Awarded a General Award, without any Specialist Award Title. However, a Specialist Award will be given, where a delegate studies

HERODC Postgraduate Training Institute
 HQ : 122A Bhylls Lane, Castlecroft, Wolverhampton, West Midlands WV3 8DZ, UK



Prof. Dr. Ronald B. Crawford - Director

PhD (Uni London); M. Ed. M (Bristol); PGCIS (UWL); Adv. Dip. Sc. Ed (Bristol); Dip. Doc. Res. (Uni Wlv); F.I.M.S.; HR. S. (I.M.S.); Exec. M. AOM; M. AAM; M.I.S.G.S.; M.S.C.O.S.; M. RG. C.

Advanced Engineering Drawing and Design, Leading to Diploma Postgraduate - in Advanced Engineering Drawing and Design (Quad Credit), and 120 Credit-Hours, Accumulating to A Postgraduate Certificate, with 60 Additional Credit-Hours, a Postgraduate Diploma, with -240 Additional Credit-Hours at least seventy percent (70%) of his or her courses in a specialist grouping. These are exemplified below:

1. **Postgraduate Diploma in Accounting and Finance;**
2. **Postgraduate Certificate in Accounting and Finance;**
3. **Postgraduate Certificate in Aviation Management;**
4. **Postgraduate Diploma in Aviation Management;**
5. **Postgraduate Certificate in Industrial Health and Safety Management, Incorporating Oil and Gas Safety;**
6. **Postgraduate Diploma in Industrial Health and Safety Management, Incorporating Oil and Gas Safety;**
7. **Postgraduate Certificate in Business Communication;**
8. **Postgraduate Diploma in Business Communication;**
9. **Postgraduate Certificate in Corporate Governance;**
10. **Postgraduate Diploma in Corporate Governance;**
11. **Postgraduate Certificate in Costing and Budgeting;**
12. **Postgraduate Diploma in Costing and Budgeting;**
13. **Postgraduate Certificate in Client or Customer Relations;**
14. **Postgraduate Diploma in Client or Customer Relations;**
15. **Postgraduate Certificate in Engineering and Technical Skills;**
16. **Postgraduate Diploma in Engineering and Technical Skills;**
17. **Postgraduate Certificate in Events Management;**
18. **Postgraduate Diploma in Events Management;**
19. **Postgraduate Certificate in Health and Safety Management;**
20. **Postgraduate Diploma in Health and Safety Management;**
21. **Postgraduate Certificate in Health Care Management;**
22. **Postgraduate Diploma in Health Care Management;**
23. **Postgraduate Certificate in Human Resource Development;**
24. **Postgraduate Diploma in Human Resource Development;**
25. **Postgraduate Certificate in Human Resource Management;**
26. **Postgraduate Diploma in Human Resource Management;**

- 27. Postgraduate Certificate in Information and Communications Technology (ICT);**
- 28. Postgraduate Diploma in Information and Communications Technology (ICT);**
- 29. Postgraduate Certificate in Leadership Skills;**
- 30. Postgraduate Diploma in Leadership Skills;**
- 31. Postgraduate Certificate in Law – International and National;**
- 32. Postgraduate Diploma in Law – International and National;**
- 33. Postgraduate Certificate in Logistics and Supply Chain Management;**
- 34. Postgraduate Diploma in Logistics and Supply Chain Management;**
- 35. Postgraduate Certificate in Management Skills;**
- 36. Postgraduate Diploma in Management Skills;**
- 37. Postgraduate Certificate in Maritime Studies;**
- 38. Postgraduate Diploma in Maritime Studies;**
- 39. Postgraduate Certificate in Oil and Gas Operation;**
- 40. Postgraduate Diploma in Oil and Gas Operation;**
- 41. Postgraduate Certificate in Oil and Gas Accounting;**
- 42. Postgraduate Diploma in Oil and Gas Accounting;**
- 43. Postgraduate Certificate in Politics and Economic Development;**
- 44. Postgraduate Diploma in Politics and Economic Development;**
- 45. Postgraduate Certificate in Procurement Management;**
- 46. Postgraduate Diploma in Procurement Management;**
- 47. Postgraduate Certificate in Project Management;**
- 48. Postgraduate Diploma in Project Management;**
- 49. Postgraduate Certificate in Public Administration;**
- 50. Postgraduate Diploma in Public Administration;**
- 51. Postgraduate Certificate in Quality Management;**
- 52. Postgraduate Diploma in Quality Management;**
- 53. Postgraduate Certificate in Real Estate Management;**
- 54. Postgraduate Diploma in Real Estate Management;**

55. Postgraduate Certificate in Research Methods;

56. Postgraduate Diploma in Research Methods;

57. Postgraduate Certificate in Risk Management;

58. Postgraduate Diploma in Risk Management;

59. Postgraduate Certificate in Sales and Marketing;

60. Postgraduate Diploma in Sales and Marketing;

61. Postgraduate Certificate in Travel, Tourism and International Relations;

62. Postgraduate Diploma in Travel, Tourism and International Relations.

The actual courses studied will be detailed in a student or delegate's Transcript.

Service Contract, incorporating Terms and Conditions

[Click, or copy and paste the URL, below, into your Web Browser, to view our Service Contract, incorporating Terms and Conditions.](#)

https://www.hrodc.com/Service_Contract_Terms_and_Conditions_Service_Details_Delivery_Point_Period_Cancellations_Extinuating_Circumstances_Payment_Protocol_Location.htm

The submission of our application form or otherwise registration by of the submission of a course booking form or e-mail booking request is an attestation of the candidate's subscription to our Policy Terms and Conditions, which are legally binding.

Prof. Dr. Ronald B. Crawford
Director
HRODC Postgraduate Training Institute